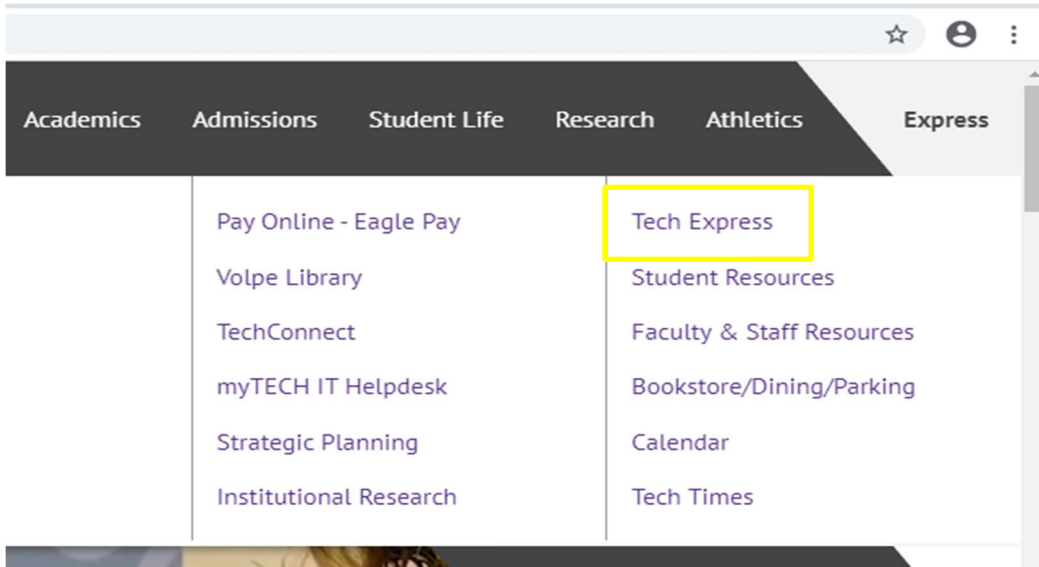
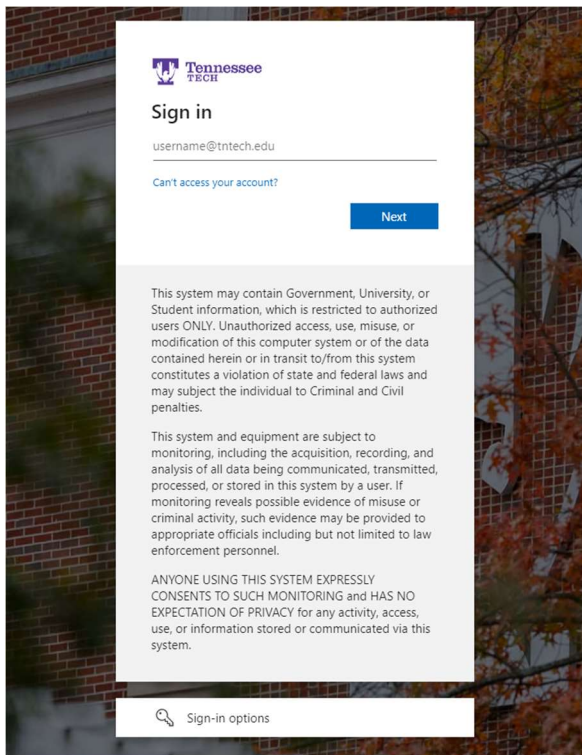


Instructions for Bank Wires

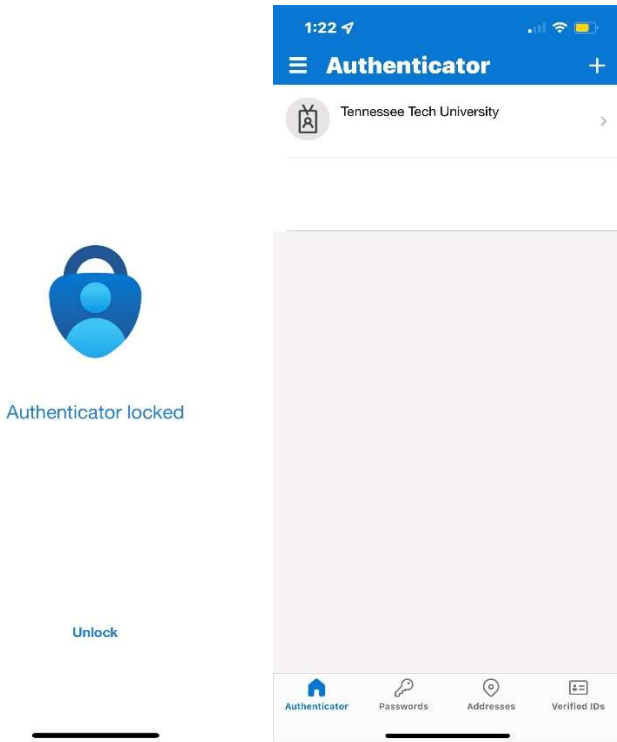
1. Visit the Tennessee Tech Website Homepage
 - a. <https://www.tntech.edu>
2. Move your cursor to the express tab in the top right corner and select "Tech Express"



3. Login to Tech Express using your Username and Password
Note: Username is the first portion of your student email (jasmith42)

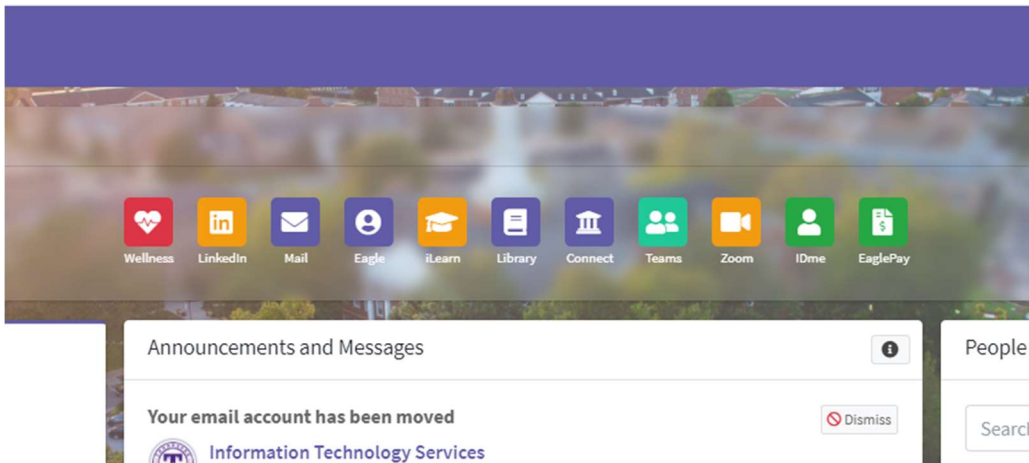


Note: After signing in to Tech Express it will prompt you to use your Mobile Authenticator App



After using the Mobile Authenticator, it will take you to the next page you see below.

4. Select the “Eagle Pay” icon in the QuickLinks toolbar of Tech Express.



5. Click “Make a Payment”

My Account Make Payment Payment Plans Refunds Help

Announcement

Fall 2022 Important Dates and Information

Welcome to your Student Account Center! Here you can view your student bills and account activity as well as make payments and store payment profiles. You can also set up a 3rd party to access your bills and make payments on your account.

Important Dates To Remember

- Registration Fee Payment/Enrollment

Student Account ID: xxxxx4709

Balance \$4,641.24

[View Activity](#)
[Enroll in Payment Plan](#)
[Make Payment](#)

Statements

Your latest eBill Statement (5/2/22) Statement : \$0.00 [View Statements](#)

Your latest 1098-T Tax statement 2021 1098-T Statement [View Statements](#)

My Profile Setup

- Authorized Users
- Personal Profile
- Security Settings
- Consents and Agreements
- Electronic Refunds

6. You can choose to pay current account balance, pay the amount due or pay by term or line item. Make your selections, and click **CONTINUE**.

Account Payment

Amount

Method

Confirmation

Receipt

Payment Date: 7/26/22

Select Payment Option

Current Account Balance
\$4,641.24

Pay By Term
Select which semester terms to pay

Personal Note
Enter a brief payment note

Select Payment Option

Current Account Balance
\$4,641.24

Pay By Term
Select which semester terms to pay

Current Account Balance
Enter payment amount and click 'Add' to include in the payment total.


Student Account | \$4,641.24 \$

Personal Note
Enter a brief payment note

Payment Total \$0.00

7. Click on the drop-down box next to "Method". Select "Bank Wire" at the end of the menu, and click **CONTINUE**.

Account Payment



* Indicates required information

Amount: \$4,641.24

Method:*

Select Method

Credit Card

Credit Card via PayPath

Other Payment Methods

TransferMate INTL

Electronic Check (checking/savings)

Bank Wire

*Credit card payments are h... ce. A non-refundable service fee will be added to your payment.

Electronic Check - Payments can be made from a personal checking or savings account.
Bank Wire - We accept payments in your local currency or US \$ through Western Union Business Solutions. WESTERN UNION® is a registered service mark of Western Union Holdings, Inc. and is used with permission.

- Once the screen refreshes, start typing the country you are paying from in the box in the middle of the screen. A listing of countries will begin to appear. Make your selection, and click **CONTINUE**.

Term:	201910
Payment Amount:	\$184.91 USD

Country

Country you are paying from:

Bank Wire

Pay with bank wire transfers from your home country, in your local currency. Your payment will be posted to your student account when cleared funds are received from your bank. Your bank may charge a fee for wire transfers. Please pay your bank separately for any wire fees. To pay by bank wire, follow the steps below:

Step One Fill in the information required on the next page.

Step Two Use bank wire transfer instructions and present to your bank.

Step Three Wire funds to Tennessee Technological University within three business days.

- You will be asked to provide your name, address, city, country, and you will choose the currency to pay from if there is more than one choice. Complete the required fields and click **CONTINUE**.
- The Guaranteed Exchange Amount will be provided along with information about fees. **If you click "Accept", you will be provided Bank Wire Instructions that you must take to your bank within 3 business days.** Your payment will be posted to your student account when the funds are received from your bank.

Important Information to Note:

You can pay with bank wire transfers from your home country, in your local currency. **Your payment will be posted to your student account when cleared funds are received from your bank.** Your bank may charge a fee for wire transfers. Please pay your bank separately for any wire fees. To pay by bank wire, follow the steps below:

- Fill in the required information.
- Use bank wire transfer instructions and present to your bank.
- Wire funds to Tennessee Tech University within three business days.
- The service fees and wire transfer fees are non-refundable and will not be applied to your student account.